

Key Stage 1 Art

Week beginning Monday 25th January 2021

Lines

This week we will build on your exploration of 'Mark Making' by investigating lines.

There are 5 different types of **line**, have a look at the picture and talk about how the lines are drawn in different **directions**.

For this Art session you will need a piece of A4 plain paper, a pencil or colouring pencils and pens.

We would like you to experiment with the 5 different types of lines and also:


- **Light**
- **Dark**
- **Soft**
- **Heavy**
- **Thick**
- **Thin**

ART ELEMENTS - LINE

5 Types of Line in Art


Vertical Lines:

Vertical lines are straight up and down lines that are moving in space without any slant and are perpendicular to horizontal lines. They suggest height and strength because they extend towards the sky and seem unshakeable.




Horizontal Lines:

Horizontal lines are straight lines parallel to the horizon that move from left to right. They suggest width, distance, calmness, and stability.




Diagonal Lines:

Diagonal lines are straight lines that slant in any direction except horizontal or vertical. When in use, they suggest movement or lack of stability.




Zigzag Lines:

Zigzag lines are a series of diagonal lines joined at ends. They can convey action and excitement, as well as restlessness and anxiety.



Curved Lines:

Curved lines are lines that bend and change direction gradually. They can be simply wavy or spiral. Such lines convey the feelings of comfort and ease, as well as sensual quality as they remind us of the human body.



We would love to see your line exploration drawings, so please do send us a photo 😊

